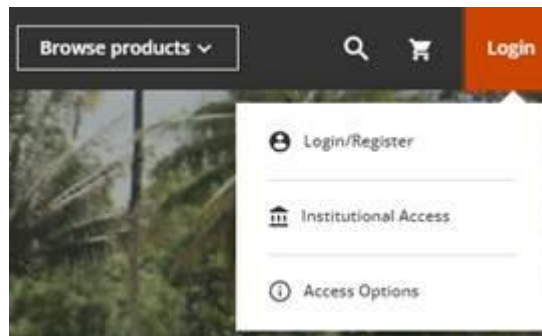


Setting up an account in CABI Digital Library

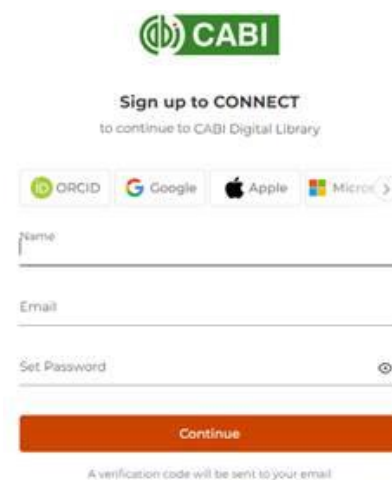
1. To activate your access, please visit [CABI Digital Library](#) and click 'Login' > 'Login/Register':



2. Click the green 'Sign Up' link at the bottom of the screen:

Are you a new user? [Sign up](#)

3. Enter your Name, email address and set a password:

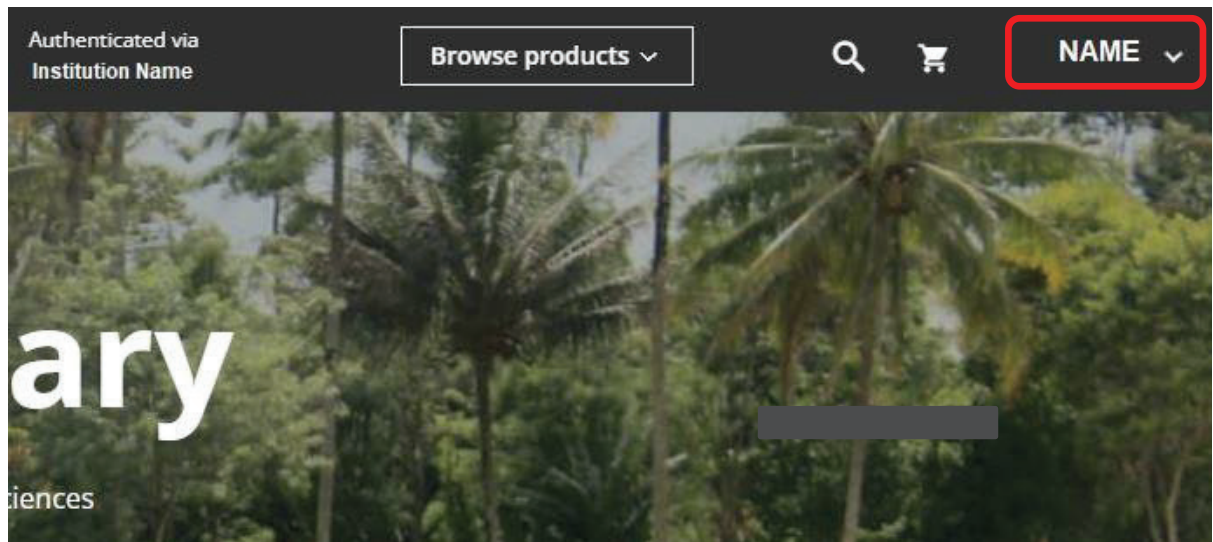


4. You will then receive a verification code to the email registered. Enter this code to verify your account. You will then be signed into your account in CABI Digital Library.

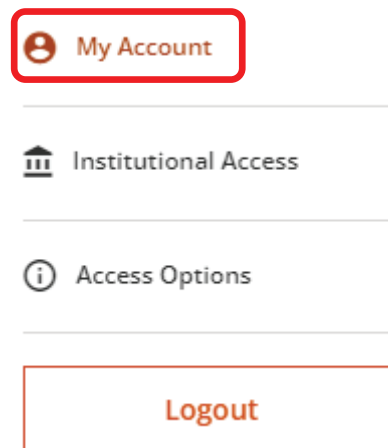
Redeeming a voucher for access

Once signed into your CABI Digital Library account, simply follow the below steps to redeem the provided voucher for access.

1. Click your name in the top right of the page to access your profile:



2. Click 'My Account':



3. To the left of the screen, click 'Redeem voucher':

My Account

Personal Details

Access Entitlements

Redeem Voucher

Alerts

My Projects

Saved Searches

ξ. Enter the voucher you have been provided in the box and click 'Submit':

My Account

- Personal Details
- Access Entitlements
- Redeem Voucher**
- Alerts
- My Projects
- Saved Searches

Redeem Voucher

Access tokens allow you to activate and access content online. If you have been issued an access token, please enter it here and click "Submit"

Please enter your claim number.

Claim Number

IGEE3KQEGCPCPH3GIMNT

Submit

You should receive the below message to confirm the voucher has been redeemed successfully. Navigate back to [CABI Digital Library](#) to view CABI content.



Your token was successfully activated!

[Return to homepage](#)